

# ELITE 5lb. Extinguisher Cabinets

Durable, attractive & precision built - ELITE cabinets are an ideal choice for virtually any architectural specification. A wide variety of standard & custom sizes, as well as finishes.



MODEL 5SR



MODEL 5SRSS



MODEL 5FR

### Standard Model Specs

**Door Style:** Full Glass  
**Door & Trim:** 16 ga. (1.5mm)  
**Tub:** 22 ga. (.75 mm)  
**Finish:** Primer Grey  
**Construction:** Welded tub and front trim  
**Latch:** Flush Stainless Steel Paddle  
**Includes:** Glass Clips

### SPECIFY:

#### 1. Model & Style

#### 2. Finish:

**GR** - Primer Grey (Std Finish) **WH** - White **RD** - Red  
**SS** - 304 Stainless Steel #4 Satin Finish **MR** - Mirror Polished (Select Sizes only)  
 (316 Stainless Steel Option Available)

#### 3. Turnback:

**FT** - Flat Trim **R** - Recessed **SR** - Semi-Recessed **RT** - Rounded Trim

#### 4. Door Style:

**FG** - Full Glass (Std Finish) **FM** - Full Metal **BG** - Standard Break Glass  
**SBG** - Square Break Glass **VD** - Vertical Duo **HD** - Horizontal Duo

#### 5. Hinges:

**PH** - Full Length Piano Hinge **IH** - Invisible SOSS Hinges (Standard on SS Cabinets)

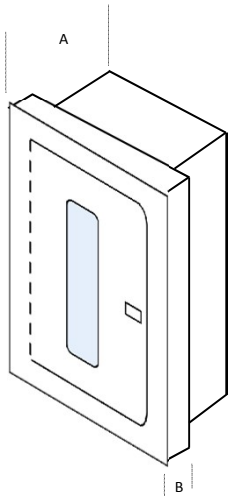
#### 6. Latch:

**PL** - Paddle Latch (Std Finish) **CYL** - Cylinder Lock **BGL** - Break Glass Lock Assembly  
**PU** - 4" Chrome Pull Handle **ADA** - 4" Recessed Black Pull Handle

**OPTIONAL 2 HR. FIRE RATING AVAILABLE** - Add prefix **FR** after the model No.  
 e.g. **5FR-FR**

### Replacement Parts:

ITEM#	DESCRIPTION
A413	Acrylic Front for Cabinet Viewing Panel, 4"W x 13"H
PL	Recessed Cabinet Paddle Latch, Stainless Steel (small)
CORBIN	Corbin Latch (Old Style)
GLASSCLIPS	Package of 8 replacement clips to hold glass/acrylic fronts



### FIRE RATED OPTION:



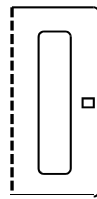
2 hr. Fire Rated Cabinet Assembly, with a layer of UL Classified Type X gypsum and an additional 22 ga. galvanized tub, maintains the fire rating of the wall when installed according to WB Corp. instructions.

Eliminates the need to line the rough opening and provides peace of mind to the AHJ with the WH Label.

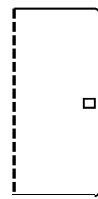
See Installation Instructions for further information.



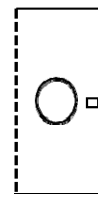
### Door Styles:



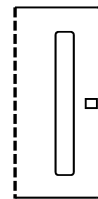
FULL GLASS



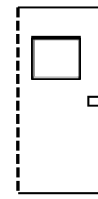
FULL METAL



ROUND BREAK GLASS w/ LOCK




VERTICAL DUO




HORIZONTAL DUO

### Trim Options:




SURFACE



RECESSED



RECESSED



SEMI-RECESSED 1" TRIM

### Important!

A - B = Min. Wall depth required

Fire Extinguisher Capacity	Model		Style	Tub I.D. (A)	FR Tub O.D.	Trim O.D.	Trim Turnback (B)	Stainless Steel Trim Turnback
	Steel	Stainless Steel		w x h x d	w x h x d	w x h		
5lb Dry Chemical	5FR	5FRSS	Recessed	8" x 17" x 5"	9 1/2" x 18 1/2" x 5 1/2"	12" x 21"		1/4"
	SSR	5SRSS	Semi-Recessed	8" x 17" x 5"	9 1/2" x 18 1/2" x 4 1/2"	12" x 21"		1"
	5SR-175	1-425	Semi-Recessed	8" x 17" x 5"	9 1/2" x 18 1/2" x 3 3/4"	12" x 21"		1 3/4"
	5SR-SUR	1-1125	Surface	8" x 17" x 5"	-	-		-
5lb Dry Chemical	1-0311	1-0325	Semi-Recessed	9" x 24" x 5"	10 1/2" x 25 1/2" x 4 1/2"	11 1/2" x 26 1/2"		1"

MADE IN CANADA