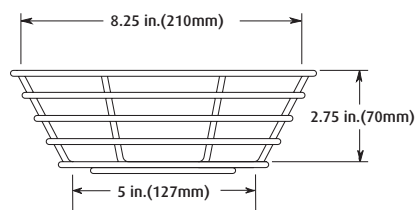


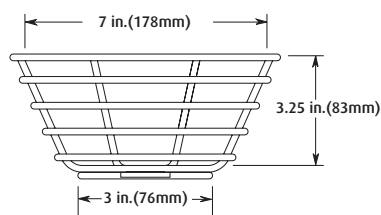


Safety Technology International, Inc.
2306 Airport Road • Waterford, Michigan 48327-1209
Phone: 248-673-9898 • Fax: 248-673-1246
Toll Free: 800-888-4784 • E-mail: info@sti-usa.com
Web: www.sti-usa.com

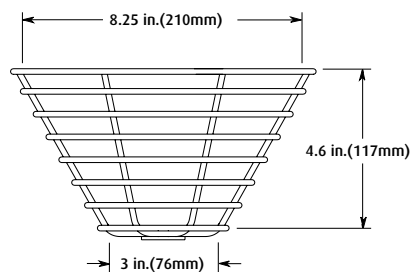
Safety Technology International Ltd
Taylor House • 34 Sherwood Road • Bromsgrove
Worcestershire • B60 3DR • England
Tel: +44 (0)1527 520 999 • Fax: +44 (0)1527 501 999
E-mail: info@sti-europe.com • Web: www.sti-europe.com



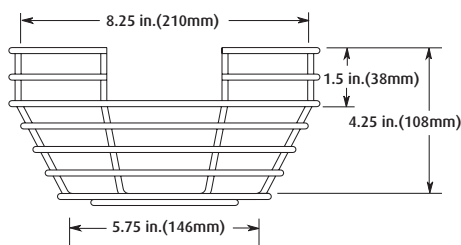
STI-9601
STI-9601-SS



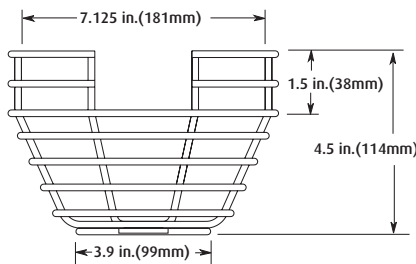
STI-9604
STI-9604-SS



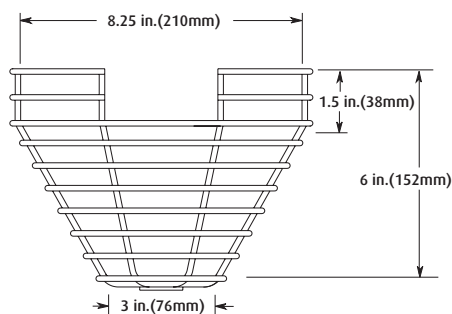
STI-9609
STI-9609-SS



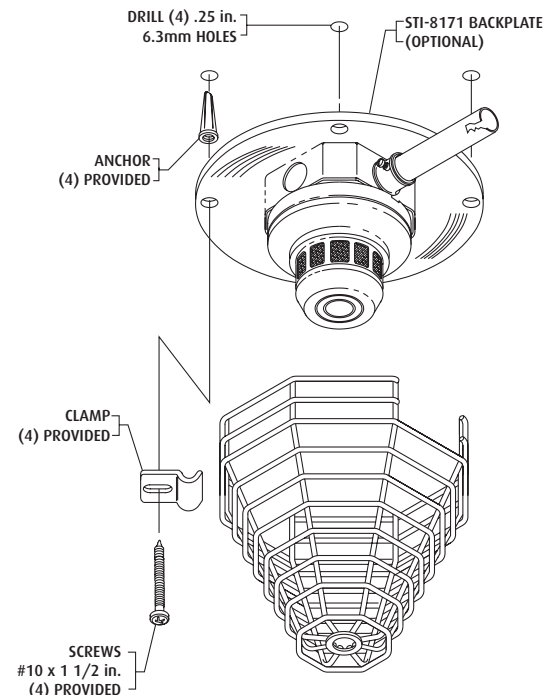
STI-9602



STI-9605
STI-9605-SS



STI-9610



SERVICE

1. Periodic cleaning of the smoke detector is required so dust and other matter do not accumulate.
2. To service the smoke sensor unit, loosen but do not remove the (4) screws rotate clamps and carefully remove wire guard.

OPTIONAL ACCESSORIES

KIT-82 - #8 x 1 1/2" spanner tamper resistant stainless steel screw kit.
KIT-19038 - #8 spanner bit with 5/16" hex drive.
STI-8170 for use with STI-9601, STI-9602, STI-9609 or STI-9610 cages.

APPROVALS

STI-9601, STI-9602, STI-9604, STI-9605

UL Listed No. S3504 for use with Listed low profile smoke detectors

STI-9609, STI-9610

UL Listed No. S3504 for use with Listed high profile smoke detectors

Three year warranty or a one year limited warranty (from date of purchase) on most products. See website for details.
Electronic warranty form at www.sti-usa.com/wc14.



INSTALLATION OF STI CEILING MOUNTED SMOKE DETECTOR GUARDS

All specifications and information shown were current as of publication and are subject to change without notice.

9600 MARCH 2013

IMPORTANT

Do not attempt to install the wire guard until the smoke sensor has been tested and in proper working order according to the manufacturer's installation instructions furnished with the sensor unit.

INSTALLATION

1. Center the wire guard over existing smoke detector.
2. Mark and drill (4) mounting holes (see pictorial for size). Insert anchor into ceiling. **NOTE:** If lag shields and lag bolts are used, make sure anchor is flush with surface. Position guard, insert lag bolts and tighten. Length of bolt should be selected to assure full thread engagement in anchor.
3. STI-8170 BACKPLATE - STI recommends the use of this plate on all unstable mounting surfaces.
4. Insert screws through clamps and backplate (if used) and screw into anchors; but do not tighten.
5. Position guard over detector, slide clamps onto top wire of guard and tighten screws.

ADDITIONAL WIRE GUARDS AVAILABLE

Visit www.sti-usa.com for complete details

SMOKE DETECTOR COVERS

STI-9601	Low profile - Flush mount	STI-9609-SS	High profile - Flush mount - Stainless Steel
STI-9601-SS	Low profile - Flush mount - Stainless Steel	STI-9610	High profile - Surface mount
STI-9602	Low profile - Surface mount	STI-9712	Photoelectric - Surface mount
STI-9604	Mini - Flush mount	STI-9713	Photoelectric - Flush mount
STI-9604-SS	Mini - Flush mount -Stainless Steel		
STI-9605	Mini - Surface mount		
STI-9605-SS	Mini - Surface mount - Stainless Steel		
STI-9609	High profile - Flush mount		




STI-9601



STI-9604-SS

PIR GUARDS

STI-9618	Corner Mount
STI-9619	Corner Mount
STI-9620	6.25 x 4 x 2.25"
STI-9621	7 x 5.75 x 4.50"
STI-9622	8.75 x 4 x 3.75"



STI-9618



STI-9621

EXIT SIGN WIRE CAGES


STI-9640	10.5 x 13.75 x 2.75"
STI-9740	15.5 x 20.5 x 6"



STI-9640

EMERGENCY LIGHT CAGES

STI-9641	10.7 x 14.6 x 4"
STI-9644	8.7 x 17.7 x 5"
STI-9645	13.8 x 21.7 x 5.9"
STI-9649	10.75 x 24.75 x 11.25"
STI-9703	5 x 13.5 x 4"



STI-9649

MISCELLANEOUS WIRE CAGES

STI-9651	Fluorescent Light Damage Stopper®
STI-9705	Horn/Strobe/Speaker Damage Stopper® - Flush
STI-9708	Horn/Strobe/Speaker Damage Stopper® - Surface
STI-9711	Horn/Strobe/Speaker Damage Stopper® - Flush
STI-9714	Horn/Strobe/Speaker Damage Stopper® - Surface
STI-9716	Camera Damage Stopper®

STI-9717	Speaker/Strobe Damage Stopper® - Flush
STI-9720	Speaker Strobe Damage Stopper® - Surface
STI-9729	7 x 7 x 7"
STI-9730	12 x 12 x 12"
STI-9880	Fluorescent Lighting Damage Stopper® - Small
STI-9881	Fluorescent Lighting Damage Stopper® - Large



STI-9705



STI-9729



STI-9880

BEAM SMOKE DETECTORS

STI-9623	For DS240 and DS241
STI-9624	For Fireray 50/100R
STI-9625	For System Sensor Beam Smoke Detector 6424
STI-9706	Flush Mount
STI-9707	Surface Mount
STI-9840	Protects Fireray
STI-9841	Protects Fireray
STI-9845	Protects Xtralis OSID



STI-9624



STI-9625

CLOCK/BELL WIRE CAGES

STI-9631	10.5" Diameter
STI-9631-SS	10.5" Diameter - Stainless Steel
STI-9631-R	10.5" Diameter - Red
STI-9632	16.5 Diameter
STI-9632-SS	16.5 Diameter - Stainless Steel
STI-9633	20" Diameter



STI-9632

BAY & OUTDOOR LIGHT WIRE CAGES

STI-9702	For Hubbell® Superbay Lights - 21.43 x 22.50"
STI-9709	For Hubbell® Superbay Lights - 24.5 x 26"
STI-9796	Outdoor Light Damage Stopper - 14" x 16"



STI-9702



STI-9796

BEACON & SOUNDER CAGES

STI-9614	7.9 x 6"
STI-9615	3.7 x 3.5"
STI-9617	5.9 x 4.9"
STI-9664	3.86 x 6.18"
STI-9665	7 x 8.43"



STI-9615



STI-9664