



EPSA10-1 AND EPSA10-2 Alarm Pressure Switches

System Sensor EPSA10 Series switches are designed for use in wet, dry, deluge, and pre-action automatic sprinkler systems to indicate a discharge from a sprinkler.



Features

- Sensitivity adjustment wheel, no special tools required
- Reinforced diaphragm resists pressure spikes
- Two conduit entrances
- Both one- and two-switch models available
- NEMA 4 rated

The EPSA10-1 has a single SPDT switch while the EPSA10-2 model contains two SPDT switches. The EPSA10 Series features field adjustable pressure sensitivity to provide an alarm response between 4 and 20 psi. It is factory set to respond at 4 – 8 psi on rising or falling pressure. The pressure adjustment wheel requires no special tools and does not affect switch synchronization on the EPSA10-2. The EPSA10 Series switches are NEMA 4 rated.

Agency Listings



Specifications, EPSA10-1 and EPSA10-2

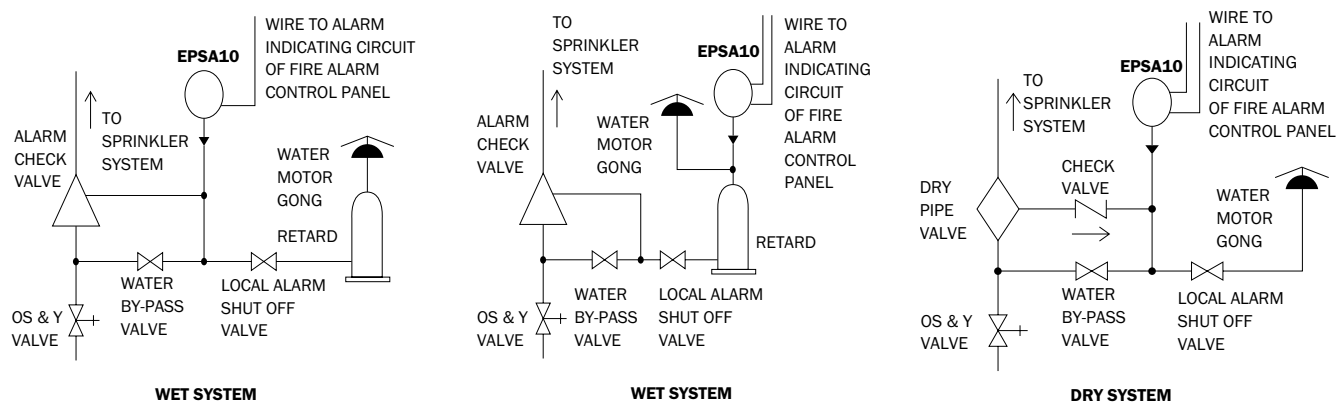
Architectural/Engineering Specifications EPSA10-1 (SPDT), EPSA10-2 (2/SPDT)

Model shall be an EPSA10-1 or EPSA10-2 pressure type waterflow switch as manufactured by System Sensor. They shall be installed on the sprinkler system with connection as shown on the drawings and/or as specified herein. Pressure switches shall be of the bellows-activated type. Switches shall have a maximum service pressure rating of 250 psi and shall be factory adjusted to operate at a pressure of 4 – 8 psi. There shall be one (1) or two (2) SPDT contacts rated at 10.0 Amp @ 125/250 VAC and 2.5 Amp @ 6/12/24 VDC. The contractor shall furnish and install, where indicated on the plans, pressure switches according to appropriate NFPA standards. Switches shall be provided with a ½" NPT male pressure connection to be connected to the alarm check valve of a "wet" sprinkler system, into the intermediate chamber of a "dry" system, or to a pre-action or deluge valve. They shall be activated by any flow of water equal to or in excess of the discharge from one sprinkler head. Switches shall provide 1 knockout type and 1 open hole for ½" conduit fitting attachment and a ground screw provision for electrical grounding. The switch enclosure shall be weatherproof and carry a UL 4x/NEMA 4 rating when used with proper electrical fittings and conduit. The cover shall incorporate tamper-resistant screws. All detectors shall be listed by ULC for indoor or outdoor use.

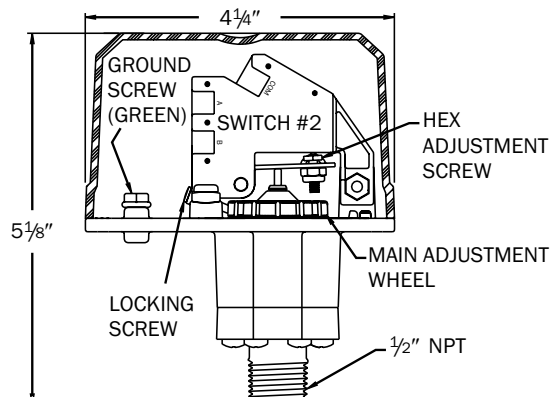
Specifications, EPSA10-1 and EPSA10-2 (continued)

Physical/Operating Specifications			
Maximum Operating Pressure	250 psi	Operating Temperature Range	Indoor or outdoor use: -40°C to 71°C (-40°F to 160°F)
Maximum Adjustment Pressure Range	4 to 20 psi	Cover Tamper Switch	UL Models: Optional P/N 546-8000 ULC Models: Factory Installed
Differential	Approximately 3 psi throughout range	Enclosure	Rated UL 4x, NEMA 4 for indoor or outdoor use
Factory Setting	Operates at rising pressure 4 to 8 psi	Shipping Weight	1.2 lbs. (.54 Kg)
Switch Contact Ratings	EPSA10-1: One set SPDT (Form C) EPSA10-2: Two sets SPDT (Form C) 10.0 A, ½ HP @ 125/250 VAC 2.5 A @ 6/12/24 VDC	Service Use	Automatic Sprinkler: NFPA 13 One or Two Family Dwelling: NFPA 13D Residential Occupancies up to 4 Stories: NFPA 13R National Fire Alarm Code: NFPA 72
Pressure Connection	½" NPT male glass reinforced nylon	Warranty	3 years
Dimensions	5.12"H x 3.325"W x 4.250"L (13.0 cm x 8.4 cm x 10.8 cm)		

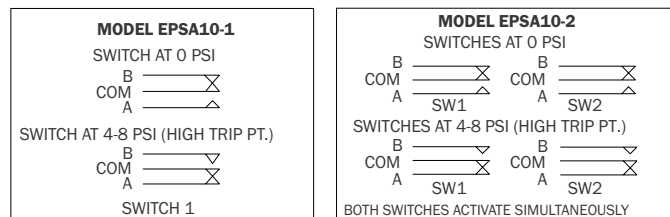
Typical Sprinkler Applications



Pressure Switch Basic Dimensions



Electrical Connections



Ordering Information

Part No.	Description
EPSA10-1P	Alarm Pressure Switch, One SPDT, Plastic Fitting
EPSA10-2P	Alarm Pressure Switch, Two SPDT, Plastic Fitting
Replacement Parts	
S07-66-02	Replacement Tamper Screws for Cover of EPS
WFDW	Replacement Tamper Proof Wrench for Cover of EPS
546-8000	Cover Tamper Switch for EPS Series