



A DIVISION OF GETZ FIRE EQUIPMENT

**GETZ EQUIPMENT INNOVATORS
PART NO.: 3G58981
HAND PUMP HYDROSTATIC TEST PUMP**

GETZ AIR POWERED HYDROSTATIC TEST PUMP

TABLE OF CONTENTS

PAGE #

1-2 SET-UP AND OPERATING PROCEDURES
3-4 PARTS LIST
5-6 SCHEMATICS

OPERATING INSTRUCTIONS FOR FIRE EXTINGUISHER TESTING

1. Equipment needed prior to hydro testing fire extinguishers that are not provided with the Getz model 3G58981 hydrostatic test pump:
 - A. Safety glasses
 - B. Hydrostatic test adapters
 - C. Regulator
 - D. Garden Hose
2. WARNING:
 - A. Do not exceed 90 PSI of incoming air supply.
 - B. Do not operate without approved safety glasses.
 - C. Do not modify any components within this system. Any use of parts other than Getz Manufacturing components excludes all written and implied liabilities.
 - D. Maximum testing pressure for this pump, is 850 PSI.

SETUP PROCEDURES

1. Connect the male fitting on your garden hose to #18 coupler and tighten securely. Then, connect female fitting on garden hose to clean water supply.
2. Close #6 ball valve and open water supply valve and check for leaks.
3. Remove #9 plastic connector from #19 yellow tubing and thread tape or place sealant on male pipe threads. Screw #9 connector into the outlet port of your regulator and reconnect #19 yellow tubing to the #9 plastic connector in your regulator. Make sure #6 ball valve is closed and set regulator to 90 PSI.
4. Place #20 drain hose in an approved waste water drain and secure drain hose to floor or wall.

TEST PROCEDURES

1. Clean cylinder thoroughly before testing.
2. Insert correct test adapter in cylinder and attach spin head assembly. Place in test cage.
3. Fill cylinder with water in upright position. Turn on the yellow water valve.
4. Open blue drain valve until a steady stream of water appears in drain line. Close blue drain valve and apply a slight amount of pressure. Then open blue drain valve to assure all air is purged from cylinder. Then close blue drain valve.
5. Pump handle (or depress red push button on air systems) until recommended test pressure is reached on gauge. Then, close the yellow water valve and black valve.
6. Monitor pressure for entire test time (minimum of 30 seconds). Pressure shall be stable by end of test time and must not drop below the minimum test pressure.
7. After test, open the blue drain valve and black valve. Drain the cylinder by inverting the test cage and opening the brass air valve.

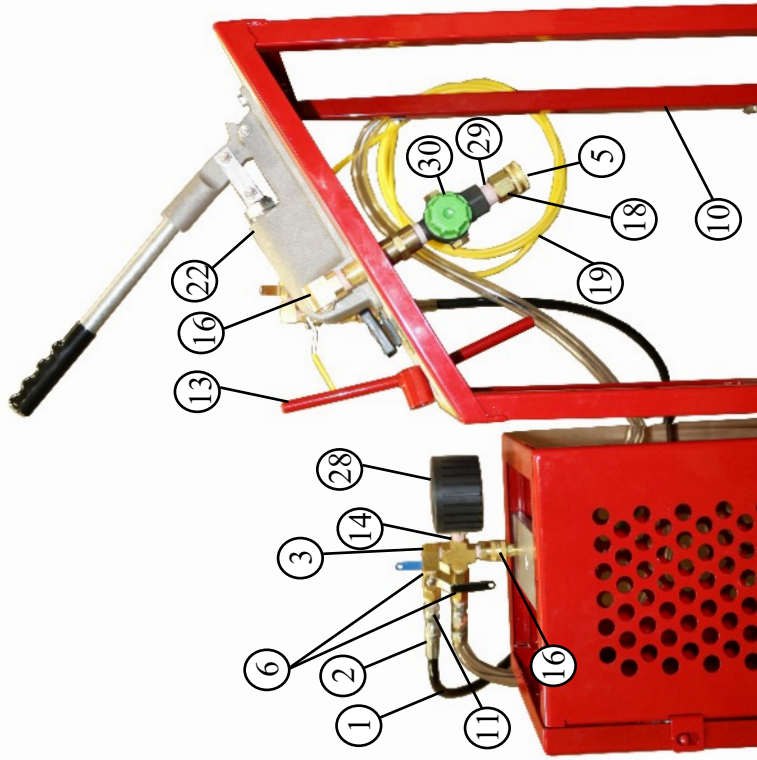
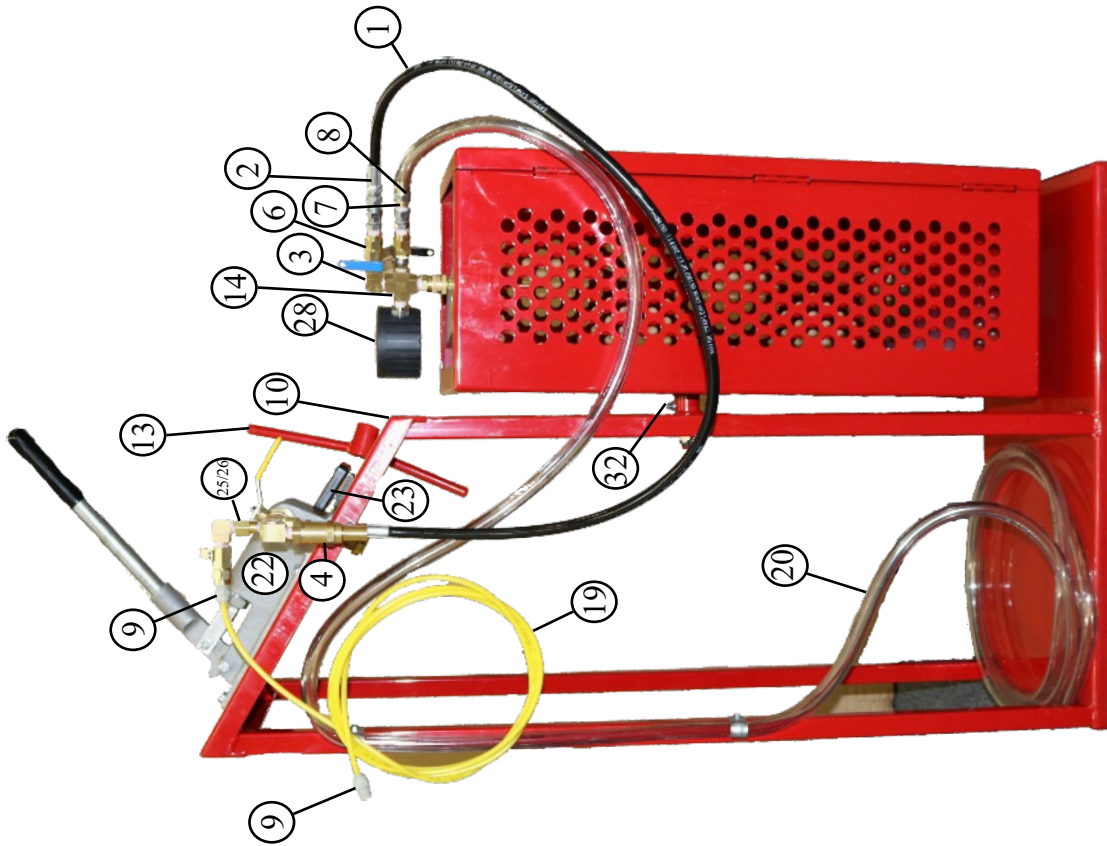
8. After the water is drained, close the brass air valve. Revert the test cage and remove the cylinder from the cage and spin head assembly.

TEST PRESSURE REGULATIONS – DOT/NFPA


1. Minimum test pressure must be maintained for at least 30 seconds, and as long as necessary for complete expansion of the cylinder.
2. Stored pressure fire extinguishers shall be hydrostatically tested to the pressure specified on the extinguisher nameplate.
3. Where pressure is not specified on the extinguisher nameplate, the extinguisher shall be tested at the factory test pressure, not to exceed three times the extinguisher service pressure.
4. The test equipment must be verified to the accurate withing +/- 1.0% of the Reference Gauge's pressure values. This may be demonstrated at any point with 10% of the actual test pressure for each cylinder tested. If the pressure readings of the Pressure Indicating Device (gauge) do not match the readings of the Reference Gauge within +/- 1%, the test system is not verified.

PARTS LIST

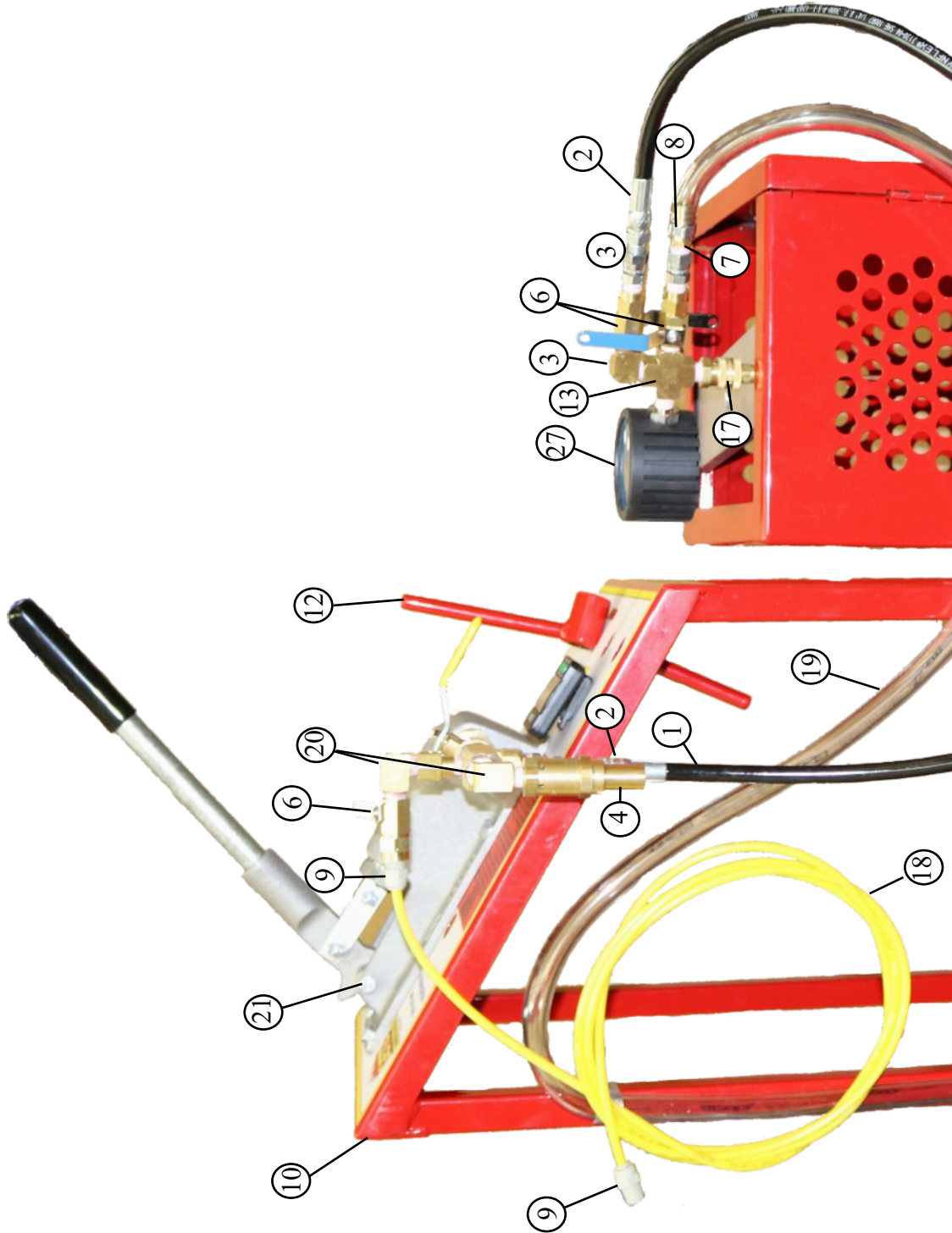
<u>NO.</u>	<u>PART #</u>	<u>DESCRIPTION</u>
1	1G0035	HOSE ¼ 2750 PSI SYNFLEX
2	1G51256	COUPLING ¼ ML SYNFLEX
3	3G58583	PIPE ELB ST W/ 3/16 TUBE
4	1G0274	RELIEF VALVE 850 PSI
5	1G51948	WASHER FILTER N 107
6	1G0316	BALL VALVE ¼ MX F 1000 PSI
7	1G0076	BARB HOSE ¼ MNPT X ½ HOSE
8	1G0041	CLAMP 2 – EAR 3/4"
9	1G0136	CONNECTOR PLASTIC ¼ TUBE X ¼ MPT
10	1G51837	LOW PRESSURE TEST STAND WITH CAGE
11	1G0054	SWIVEL CONN ¼ MNPT X ¼ FMLE 12 SWIVEL
12	N/A	HEAD ASSEMBLY PLATE
13	1G0480	CLAMP SPIN HYDRO TESTER RED
14	1G0079	CROSS BRASS ¼ FNPT
15	1G0073	NIPPLE ¼ X 1.4 6000 PSI
16	1G0291	½ BRASS ELBOW M/F
17	1G0229	COUPLER HYDRO-TESTER
18	1G0309	CONNECTOR BRASS GARDEN HOSE
19	1G0047	TUBING POLY ¼ YELLOW
20	1G0032	TUBING ½ ID CLEAR VINYL PER FOOT
21	1G51624	PIPE ELB BR ¼ ST
22	1G0222	PUMP HAND HYDROTESTER
23	1G52210	TIMER DIGITAL FOR HYDROS
24	1G52363	LEXAN PANEL FOR LP TESTER
25	1G51654	PIPE NIP BR 1/8 CLOSE
26	1G51680	PIPE RDCR BELL ¼ X 1/8
27	1G54399	PIPE RDCR BELL BR ¾ X ½ HP
28	3G0133	DIGITAL GAUGE 0-800 W/CERTIFICATION
29	1G0217	NIPPLE ½ IN NPT BRASS CLOSE
30	1G0279	STRAINER HYDRO-TESTER
31	1G0306	½ X 2/5 BRASS NIPPLE
32	1G0573	COVER HANDLE YELLOW 2 INCH
33	1G51332	FITTING GREASE ZERK



7/19 06	C G	REVERTED 41 & 45 TO REVISION E	THIS DRAWING IS THE EXCLUSIVE AND CONFIDENTIAL PROPERTY OF GETZ EQUIP. IT SHALL NOT BE DUPLICATED, USED OR DISCLOSED TO OTHERS WITHOUT THE EXPRESS WRITTEN CONSENT OF GETZ EQUIPMENT	SHEET NO.	BIN NO.
5/10 06	C G	CHANGED 41 & 45 REMOVED 46	GETZ EQUIPMENT INNOVATORS PEKIN, ILLINOIS	DWG. NO.	REV.
	BY	DRAWING CHANGE	TITLE	3G58981-1M	G
	DATE	SCALE	TESTER WATER HAND PUMP W/SC		
	ECN NO.	1/8" = 1"			
		TOLERANCES UNLESS OTHERWISE SPECIFIED			
		2 PL DEC ±.010 3 PL DEC ± .003			



E	REVERTED TO REVISION C	C	G	7/19 06	THIS DRAWING IS THE EXCLUSIVE AND CONFIDENTIAL PROPERTY OF GETZ EQUIP IT SHALL NOT BE DUPLICATED, USED OR DISCLOSED TO OTHERS WITHOUT THE EXPRESS WRITTEN CONSENT OF GETZ EQUIPMENT			
	D	CHANGED WATER INLET, ADDED JIFFY CLAMP	C	G	5/10 06	MATERIAL	FINISH	DATE
REV	DRAWING CHANGE	BY	ECN NO.	DATE	DWN BY	CK'D	DATE	TITLE
TOLERANCES UNLESS OTHERWISE SPECIFIED		SCALE		3/16"=1"	12-22-16		GETZ EQUIPMENT INNOVATORS PEKIN, ILLINOIS	
FRAC. ±.020	2 PL DEC ±.010	3 PL DEC ±.003	DWG. NO.		3G58981-2M			



G	REVERTED 41 & 45 TO REVISION E	C	G	7/19 06		THIS DRAWING IS THE EXCLUSIVE AND CONFIDENTIAL PROPERTY OF GETZ EQUIP IT SHALL NOT BE DUPLICATED, USED OR DISCLOSED TO OTHERS WITHOUT THE EXPRESS WRITTEN CONSENT OF GETZ EQUIPMENT			SHEET NO. 3 OF 3	BIN NO.
F	CHANGED 41 & 45 REMOVED 46	C	G	5/10 06		MATERIAL			FINISH	DWG. NO. 3G58981-3M
REV	DRAWING CHANGE	BY		DATE		DWN BY			CK'D	REV. G
TOLERANCES UNLESS OTHERWISE SPECIFIED				SCALE 1/8" = 1"		DATE 12/22/16		TITLE TESTER WATER HAND PUMP W/SC		
FRAC. ±.020		2 PL DEC ±.010		3 PL DEC ±.003						
GETZ EQUIPMENT INNOVATORS PEKIN, ILLINOIS										